


DESCRIPTION

Non-self-supporting False Roof of Polyester composed of a lower layer of polyester reinforced with fiberglass (GRP), an insulating polyurethane core and an upper layer of reinforced polyester.

Developed specifically **to serve as secondary insulation, false ceiling or interior lining** in spaces with aggressive atmospheres, such as farms, livestock farms, chemical industries or reinforcing roofs of houses, etc.

Designed with straight sides to be embedded in both walls and false ceilings using specific **white PVC profiles**. It is manufactured with a useful width of 1010 mm and in any length up to 8000 mm; check availability.



TECHNICAL CHARACTERISTICS OF THE INSULATED CEILING PANEL

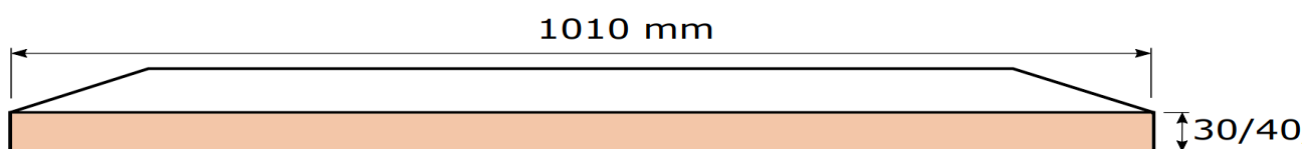
Superior side	Polyester reinforced
Inferior side	Polyester reinforced with glass fiber
Insulation	Polyurethane (PUR)
Thickness	30 / 40
Length	Up to 8 m (Other measures to consult)

	Deviation (mm)	
Length	L ≤ 3 m L > 3 m	± 5 mm ± 10 mm
Usable width		± 2 mm
Thickness	D ≤ 100 mm D > 100 m	± 2 mm ± 2 %
Deviation from perpendicularity		6 mm
De-linearization of the internal metallic parameters		± 3 mm
Coupling of bottom plates	F = 0 +3 mm	

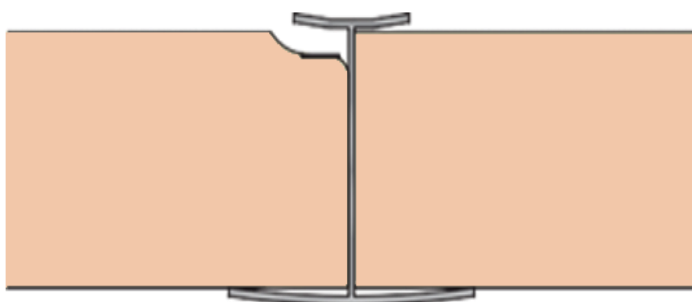
Thickness (mm)	Weight U (w/m ² K)	Thermal transmission (W/m ² °C)	
		Zone with Board	Zone without Board
30	2,50	0,74	0,68
40	2,90	0,57	0,52

**Guide values according to degrees of equivalence to the different thicknesses of the Panel Sandwich Group. For more information, consult your sales representative.*

CROSS SECTION OF THE INSULATED CEILING PANEL



PANEL JOINT



ACCESORIES

